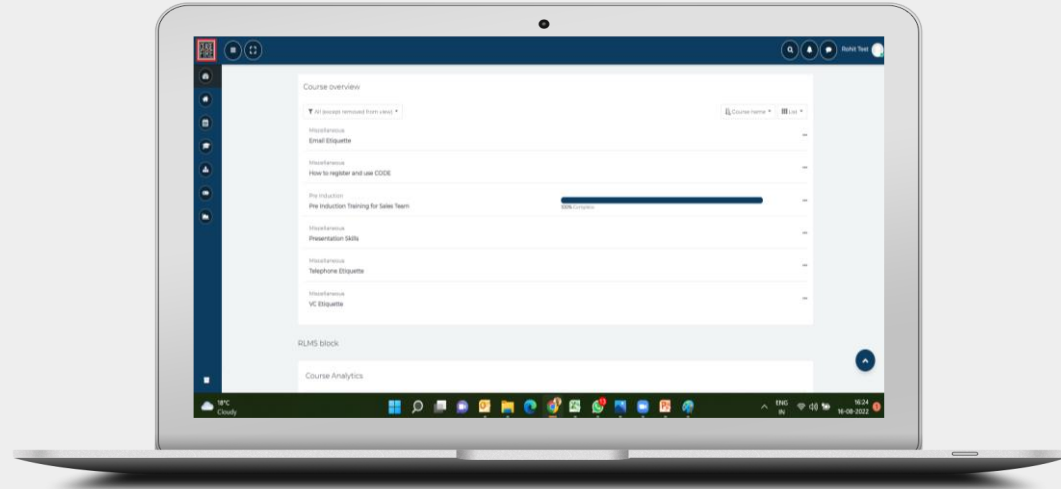
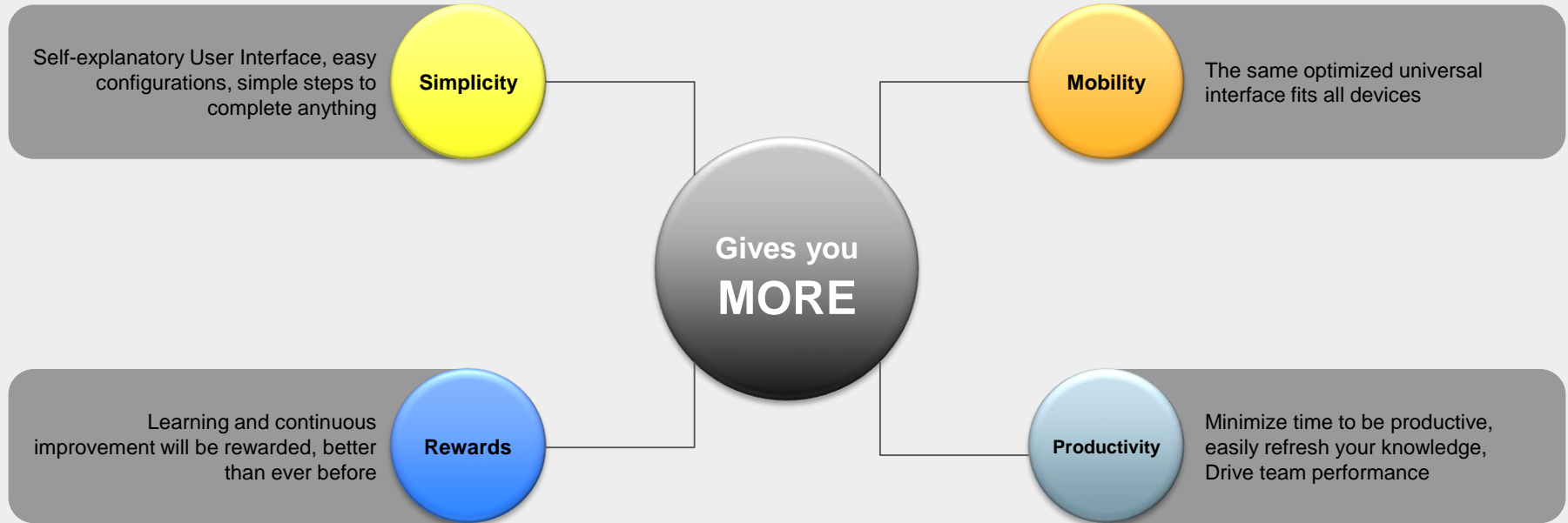


Introducing CAFE 2.0

Learning made easier and enjoyable...

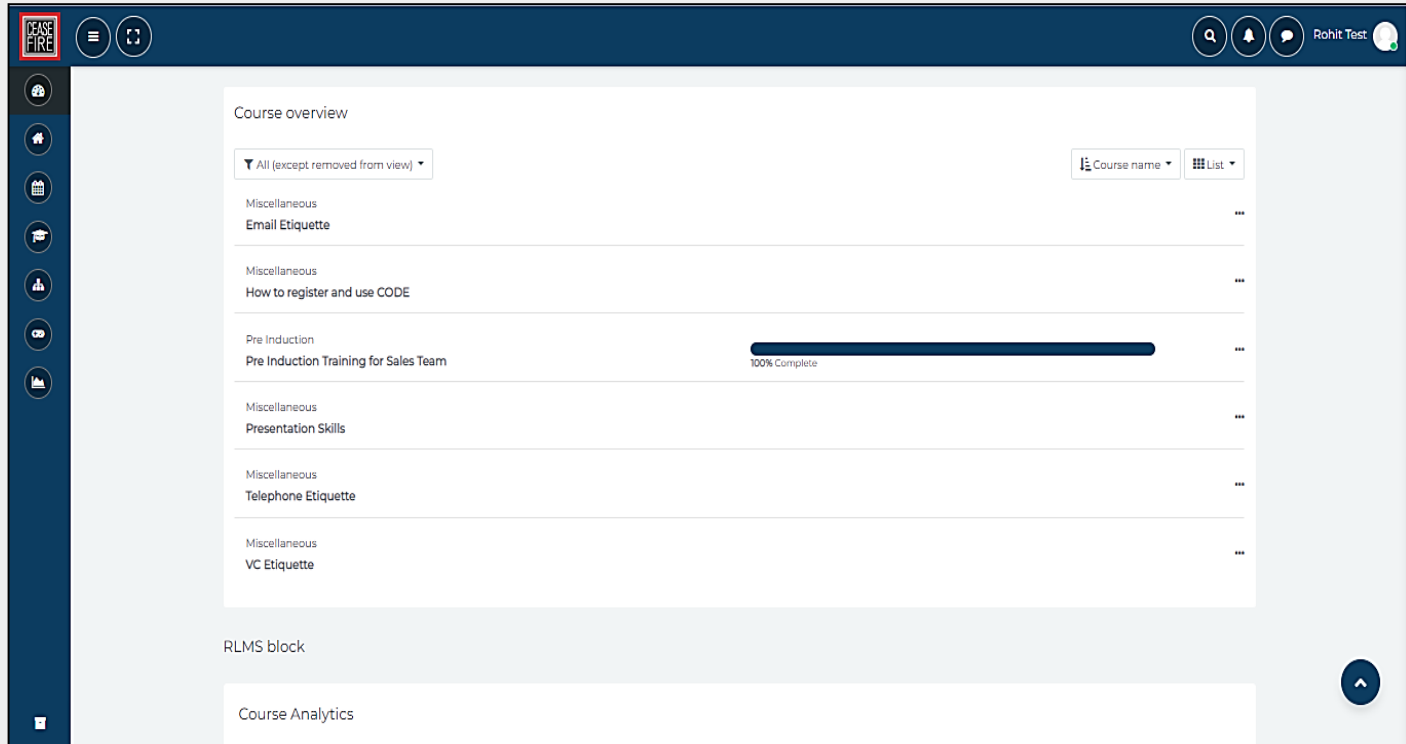


Centred at You



Simplicity

- Login
- Dashboard
- Learning Path
- Course Launch
- Course Navigation
- Post assessment

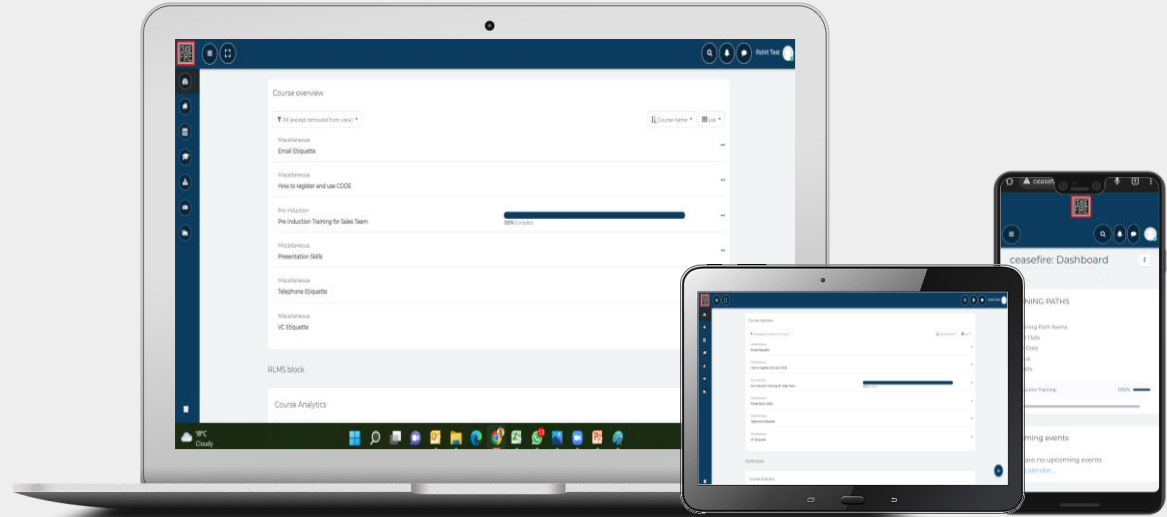


The screenshot displays the SAFE Learning Path interface. The top navigation bar is dark blue with the SAFE logo, a menu icon, a search icon, and a user profile for Rohit Test. A vertical sidebar on the left contains icons for various functions. The main content area is titled 'Course overview' and features a dropdown menu set to 'All (except removed from view)'. Below this, a list of course modules is shown, each with a title, a progress bar, and a completion status. The 'Pre Induction Training for Sales Team' module is highlighted with a 100% completion bar. The bottom section of the interface is labeled 'RLMS block' and contains a 'Course Analytics' section.

Course name	Progress	Status
Miscellaneous Email Etiquette		...
Miscellaneous How to register and use CODE		...
Pre Induction Pre Induction Training for Sales Team	100% Complete	...
Miscellaneous Presentation Skills		...
Miscellaneous Telephone Etiquette		...
Miscellaneous VC Etiquette		...

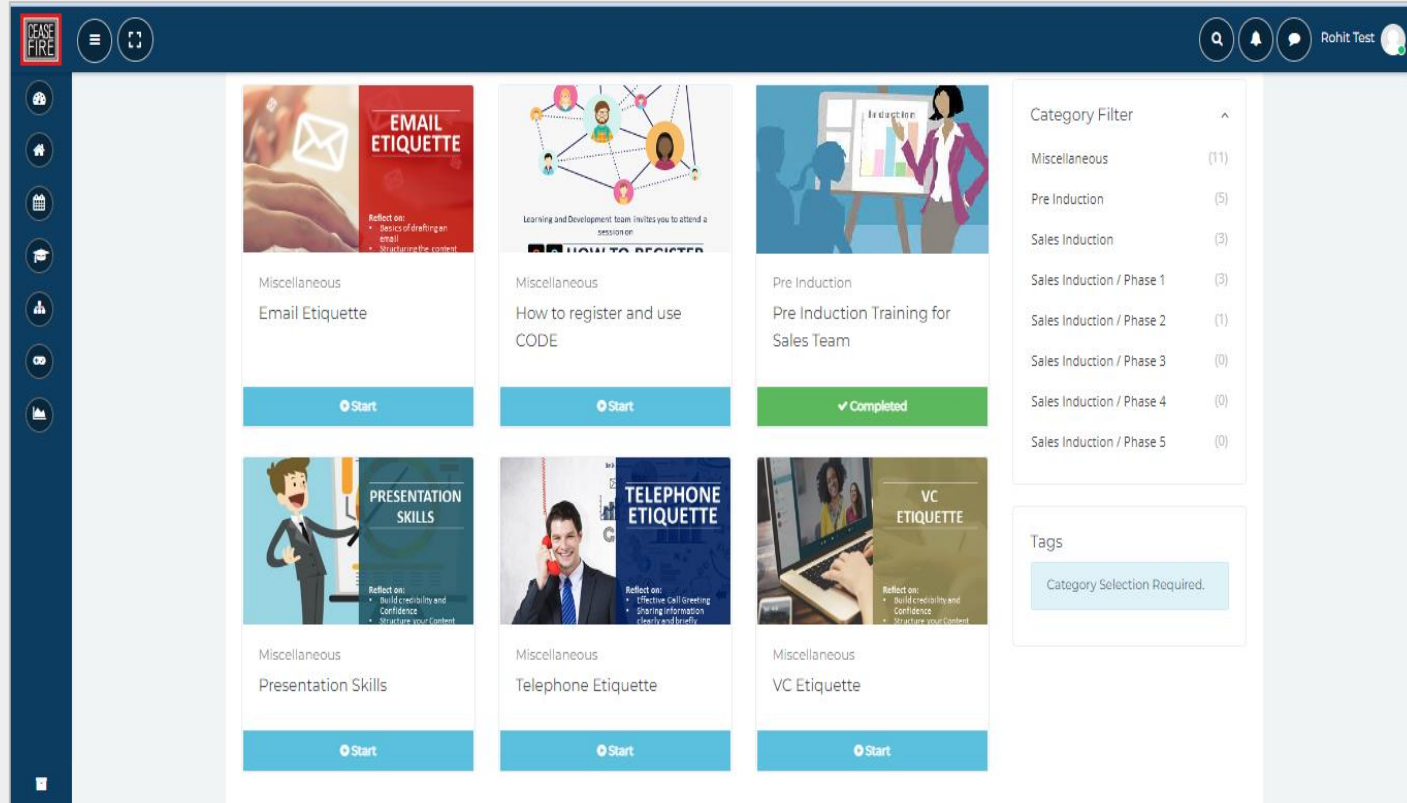
Mobility

- Multi device compatibility
- More freedom to choose where, how and when you want to learn



Productivity

- Bite-Sized learning modules
- Easy refresher modules



The screenshot displays the CAFE LMS interface. The top navigation bar includes the CAFE logo, a menu icon, a search icon, a notification bell, a chat icon, and the user name 'Rohit Test'. The left sidebar contains icons for home, calendar, courses, and other features. The main content area shows a grid of learning modules:




Module Title	Category	Status
Email Etiquette	Miscellaneous	Start
How to register and use CODE	Miscellaneous	Start
Pre Induction Training for Sales Team	Pre Induction	Completed
Presentation Skills	Miscellaneous	Start
Telephone Etiquette	Miscellaneous	Start
VC Etiquette	Miscellaneous	Start





On the right side, there is a 'Category Filter' section with a list of categories and their counts:

- Miscellaneous (11)
- Pre Induction (5)
- Sales Induction (3)
- Sales Induction / Phase 1 (3)
- Sales Induction / Phase 2 (1)
- Sales Induction / Phase 3 (0)
- Sales Induction / Phase 4 (0)
- Sales Induction / Phase 5 (0)

Below the category filter is a 'Tags' section with a message: 'Category Selection Required.'

My Team Report




MANISH TANDON


Dashboard
Site home
Calendar
My courses >
My Team
Rewards Zone

My Team




[Dashboard](#) / [My Team](#)

[Back to My Team](#)

My Team Report

Copy CSV Excel PDF Print Column visibility

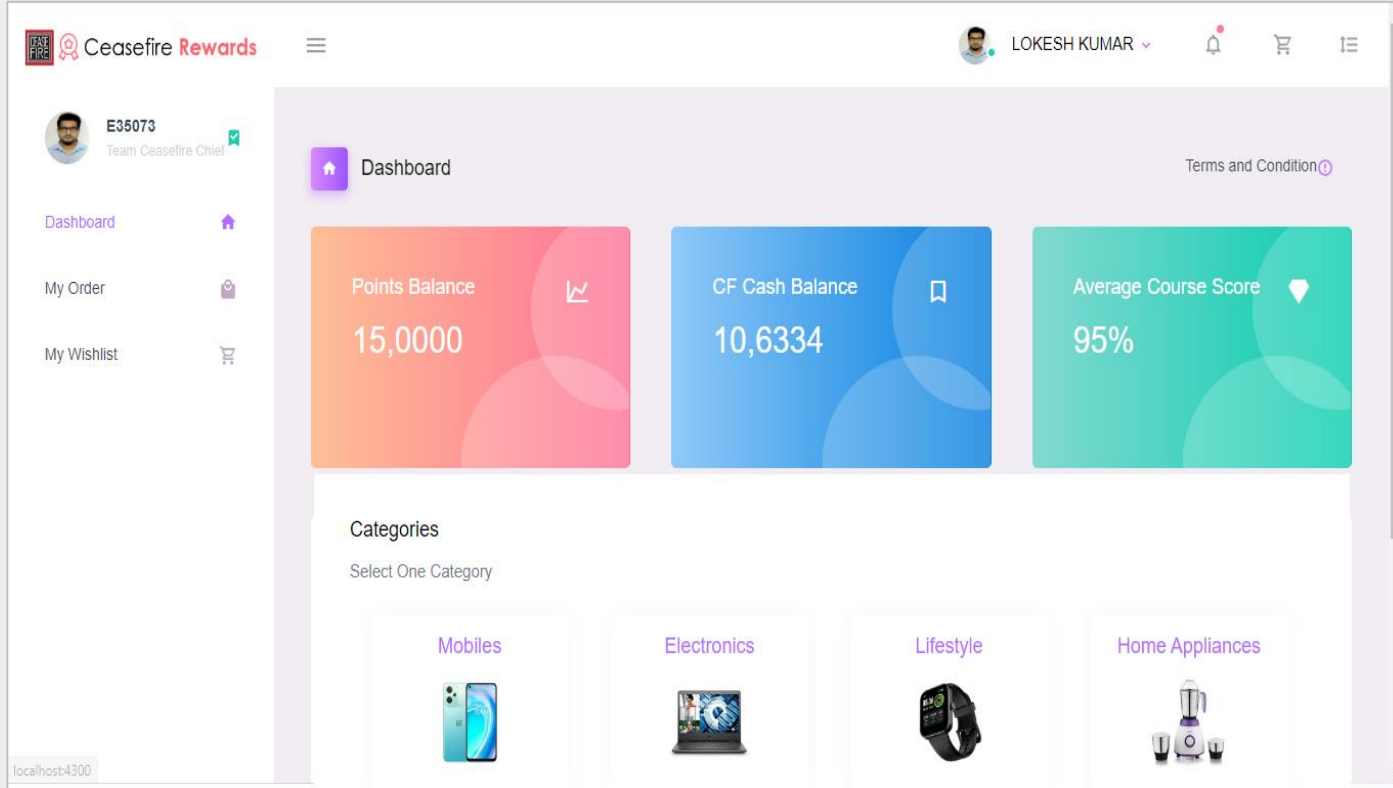
Search:

User Pic	Fullname	View Team	Email	Department	Sub Division	Course Enrolled	Course In-progress	Course Completed	Course Avg Grade
	Sheetal Sharma	View	sheetal.sharma@ceasefire.in	L&D		CORD	0	0	
	Princy Porwal	View	princy.porwal@ceasefire.in	L&D		CORD	0	0	
	Anamika Joshi	View	anamika@ceasefire.in	L&D		CORD	0	0	

Rewards

Earn points by:

- How can you earn points?
- Daily Spin Wheel
 - Daily Quiz
 - Daily Login Bonus
 - Course Completion
 - Evaluation or Assessment performance
 - Surprise Scratch Cards
 - Point Log(Score board)



The screenshot shows the Ceasefire Rewards dashboard for user LOKESH KUMAR. The dashboard displays three main metrics: Points Balance (15,000), CF Cash Balance (10,6334), and Average Course Score (95%). Below these metrics, there is a section for Categories with a dropdown menu set to 'Select One Category'. Four category tiles are visible: Mobiles, Electronics, Lifestyle, and Home Appliances, each with a representative image.

Ceasefire Rewards

LOKESH KUMAR

Dashboard

Points Balance: 15,000

CF Cash Balance: 10,6334

Average Course Score: 95%

Categories: Select One Category

Mobiles

Electronics

Lifestyle

Home Appliances

localhost:4300

Rewards to win



Dell Vostro 3400
37490 CF Cash



OnePlus Nord CE
19999 CF Cash



2 Door Wardrobe
8499 CF Cash



Noise Smart watch
1799 CF Cash



Open Face Helmet
1399 CF Cash



Mixer Grinder
1320 CF Cash



Lunch Box with Bottle
1200 CF Cash



10000 mAh Power Bank
1199 CF Cash



Strolley Duffle Bag
999 CF Cash




Beard Trimmer
900 CF Cash






Hair Dryer
748 CF Cash





and many more....

Ranks and Badges

















Leader Board









MANISH TANDON


Dashboard
Site home
Calendar
My courses
My Team
Rewards Zone

Leader Board

#	Name	Rank	Department	Points	Badges
1	 Kadiwala Akbarali Mohamadali		SALES	1179	
2	 Praveen Kumar Singh		SALES	982	
3	 Ashutosh Gupta		SALES	893	
4	 Mayur Madhukar Sonkamble		SALES	873	
5	 SK SAMSHE REJA		SALES	772	
6	 SUBHAJIT PRAMANIK		SALES	766	
7	 Pawan Chand Ramola		L&D	762	



Points Matrix

1. You will be rewarded 500 points as welcome bonus.
2. Points can be accrued through various activities as mentioned in the previous slide.
3. You will start as Team Ceasefire Cadet and as and when you achieve the points and average course score for the next rank, you will be levelled up.
4. Point multiplier (based on the rank) increases your points value in CF Cash.
5. Minimum redemption value is 1000 points.

Rank	Points	Average Course Score	Multiplier
Team Ceasefire Chief	20000	97%	3.00
Team Ceasefire General	16000	95%	2.00
Team Ceasefire Brigadier	12000	93%	1.00
Team Ceasefire Colonel	10000	89%	0.65
Team Ceasefire Major	8000	87%	0.55
Team Ceasefire Captain	6000	85%	0.45
Team Ceasefire Lieutenant	4000	83%	0.35
Team Ceasefire Officer	2000	81%	0.25
Team Ceasefire Fire-fighter	1000	79%	0.15
Team Ceasefire Cadet	500 Welcome points	-	-

Points Matrix - Examples

Example-

1. 10000 Points and 79% Average Score

$10000(\text{Points}) * 0.15(\text{Applicable multiplier basis rank}) = 1500 \text{ CF Cash}$

2. 10000 Points and 89% Average Score

$10000(\text{Points}) * 0.65(\text{Applicable multiplier basis rank}) = 6500 \text{ CF Cash}$

Rank	Points	Average Course Score	Multiplier
Team Ceasefire Chief	20000	97%	3.00
Team Ceasefire General	16000	95%	2.00
Team Ceasefire Brigadier	12000	93%	1.00
Team Ceasefire Colonel	10000	89%	0.65
Team Ceasefire Major	8000	87%	0.55
Team Ceasefire Captain	6000	85%	0.45
Team Ceasefire Lieutenant	4000	83%	0.35
Team Ceasefire Officer	2000	81%	0.25
Team Ceasefire Fire-fighter	1000	79%	0.15
Team Ceasefire Cadet	500 Welcome points	-	-

Value of the points will increase in proportion to the average scores achieved in assessments.

Happy Learning!

